

AUDITOR'S REPORT

TO THE MEMBERS OF R.V.R. & J.C. COLLEGE OF ENGINEERING

We have audited the attached statement of affairs of R.V.R. & J.C. College of Engineering, Chowdavaram, Guntur-19 as at 31st March, 2018 and its income & expenditure account for the year ended on that date. These financial statements are the responsibility of the Institution's management. Our responsibility is to express an opinion on these financial statements based on audit.

We conducted the audit in accordance with accounting principles generally accepted in India, which require that we plan and perform the audit to obtain reasonable assurance that the financial statements are free from material misstatement. An audit includes examining, on a test basis, evidence supporting the amounts and disclosures in the financial statements. An audit also includes an assessment of the accounting principles used and significant estimates made by management, as well as evaluating the overall financial statement presentation. We believe that the audit provides a responsible basis for our opinion.

We report that:

- a. We have obtained all the information and explanations, which to the best of our knowledge and belief were necessary for the purpose of audit.
- b. In our opinion, proper books of accounts as required by law have been kept by the institution so far as appears from examination of such books.
- c. The statement of affairs and income & expenditure account dealt with by this report are in agreement with the books of account.
- d. In our opinion, the statement of affairs and income and expenditure account dealt with by this report comply with general accounting and audit principles accepted in India.
- e. In our opinion and according to the explanations given to us and to the best of our knowledge, the accounts give a true and a fair view.
 - i. In the case of statement of affairs, of the state of affairs of the institution as at 31st March 2018.
 - ii. In the case of income and expenditure account, of the excess of income over expenditure for the year ended on that date.


PLACE: GUNTUR
DATE : 20-09-2018



For CHEVUTURI ASSOCIATES
Chartered Accountants
Firm Regn No:000632S
B. Raghunatha Rao
RAGHUNATHA RAO BALINENI)
Partner
AI memb no: 28105

CONSOLIDATED INCOME & EXPENDITURE ACCOUNT FOR THE YEAR ENDED 31st MARCH 2018

PREVIOUS YEAR Rs.	EXPENDITURE	DETAILS Rs. Ps.	TOTAL Rs. Ps.	PREVIOUS YEAR Rs.	INCOME	DETAILS Rs. Ps.	TOTAL Rs. Ps.
19,95,06,067	To Salaries			31,26,000	By Admission Fee		30,80,000.00
5,06,61,858	" Teaching Staff Salaries	20,12,24,471.00	25,71,64,442.00	40,03,92,850	" Tuition Fee		43,87,23,500.00
	Add: Non-teaching Staff Salaries	5,59,39,971.00		1,28,71,250	" Special & Common Services Fee		1,14,94,350.00
67,37,930	" Management Contribution to PF		66,85,461.00	5,12,645	" Fines		4,65,441.00
4,75,251	" PF Administration Charges		3,71,314.00	6,28,455	" Consultancy Charges	3,12,225.00	1,56,612.50
5,594	" PF Insurance Fund Admn. Charges		479.00		Less: Honorarium paid to staff	1,55,612.50	
2,80,787	" Insurance Fund		2,77,824.00	3,65,49,601	" Interest received (as per schedule)		3,55,63,469.00
1,53,345	" ESI Contribution		4,80,548.00	22,907	" Insurance Claims received		1,06,376.00
2,57,799	" Staff Welfare Expenses		63,072.00	14,06,727	" Miscellaneous Income (as per schedule)		38,50,936.00
9,35,506	" Traveling expenses		11,14,456.50	82,00,000	" Rent received		0.00
1,81,756	" Conveyance Charges		1,77,351.00	21,00,200	" Fee for CRT Programmes		0.00
36,76,222	" Printing & Stationery		38,04,730.69	1,57,99,685	" Examination Fee collected		1,65,22,175.00
64,193	" Postage & Telegrams		40,645.00	30,82,824	" Bus Charges		10,80,756.00
21,47,894	" Telephone & Internet Charges		59,37,203.00	66,500	" Tuition fee from students left		0.00
69,964	" Freight & Handling Charges		1,99,865.00				
31,20,459	" Expenses for CRT & Placements		11,64,911.00				
2,78,260	" Students Welfare Expenses		18,45,046.00				
22,14,394	" Advertisement Charges		18,73,916.30				
13,76,648	" Repairs & Maintenance Charges		14,28,672.30				
11,11,206	" Insurance		13,84,914.00				
6,10,568	" Vehicle Maintenance		7,47,980.00				
92,92,850	" Electricity Charges		1,17,94,695.00				
3,415	" Bank Charges		9,677.90				
2,35,838	" Electrical Maintenance		9,93,268.00				
5,000	" Professional Tax		5,000.00				
77,60,345	" Miscellaneous Expenses		50,21,442.35				
3,16,500	" SSMA & AMC Charges		2,42,350.00				
1,20,750	" Audit Fee		1,82,900.00				
5,39,750	" Subscriptions & Contributions		4,15,390.00				
12,20,264	" Seminar Expenses		21,61,150.00				
1,41,76,382	" Fee paid to University & Government		1,31,80,560.00				
6,00,000	" Software License Fee		38,96,501.00				
1,48,237	" City Centre Maintenance		1,62,206.00				
2,20,148	" Maintenance of Roads		9,65,712.00				
44,59,542	" Maintenance of Buildings		68,04,596.10				
6,96,750	" Plantation Maintenance		1,76,959.00				
31,36,61,472	Balance C/F		33,07,75,238.14	48,47,59,644	Balance C/F		51,10,43,615.50



	Balance B/F	Balance B/F	51,10,43,615.50
31,36,61,472	Balance B/F	48,47,59,644	51,10,43,615.50
36,81,024	"	TDS	35,77,240.00		
8,75,000	"	Matching grants for Projects	4,50,000.00		
62,89,661	"	Examination expenses	89,01,312.00		
2,17,00,000	"	Poor & Merit Scholarship	1,00,00,000.00		
1,15,75,085	"	Gratuity Fund	1,10,51,195.00		
2,59,950	"	Fee written-off	97,000.00		
3,74,670	"	Loss on Equipment written-off (as per schedule)	8,76,573.00		
5,01,71,452	"	Depreciation for the year	4,83,24,695.03		
7,61,71,330	"	Excess of Income over Expenditure	9,69,90,362.33		
48,47,59,644			48,47,59,644		51,10,43,615.50

Examined and found correct

For CHEVUTURI ASSOCIATES
Chartered Accountants
Firm Regn No: 006632S

B. Raghunatha Rao
(RAGHUNATHA RAO BALINENI)
Partner
ICAI memb no: 28105



(Signature)

(Dr.R.SRINIVAS)
PRESIDENT

(Signature)

(Dr.K.KRISHNA PRASAD)
TREASURER

(Signature)

(R.GOPALA KRISHNA)
SECRETARY & CORRESPONDENT


(Signature)

(Dr.K.SRINIVASU)
PRINCIPAL

PLACE: GUNTUR
DATE: 20-09-2018

CONSOLIDATED STATEMENT OF AFFAIRS AS AT 31-03-2018

AS AT 31.03.2017	LIABILITIES	DETAILS Rs. Ps.	TOTAL Rs. Ps.	AS AT 31.03.2017	ASSETS	DETAILS Rs. Ps.	TOTAL Rs. Ps.
66,52,99,643	CAPITAL FUND: Balance as on 1.4.2017	66,52,99,643.40		75,68,78,495	FIXED ASSETS: (As per the statement enclosed)		79,99,00,610.36
	<u>Add: Excess of Income over expenditure in General Funds</u>	<u>9,69,90,362.33</u> 76,22,90,005.73					
	Less: Excess of Expenditure over Income in Special Funds	51,22,844.59	75,71,67,161.14				
36,76,59,229	RESERVES: Depreciation Reserve	36,76,59,228.58		2,36,790	CURRENT ASSETS, LOANS & ADVANCES:		
	<u>Add: Additions during the year</u>	<u>4,83,24,695.03</u> 41,59,83,923.61		7,13,19,138	CASH & BANK BALANCES:		
	Less: Depreciation on deductions	56,88,621.45	41,02,95,302.16	52,23,58,300	Cash on Hand	3,07,817.34	
					Cash at Andhra Bank	13,89,69,586.12	
					FDRs at Andhra Bank	66,60,58,300.00	80,53,35,703.46
33,12,91,593	IN CURRENT ACCOUNT WITH NAGARJUNA EDUCATION SOCIETY: As per last year's Statement of Affairs	33,12,91,592.75		1,26,10,322	OTHER CURRENT ASSETS & ADVANCES:		
	<u>Add: Received during the year</u>	<u>8,61,00,000.00</u> 41,73,91,592.75		16,82,29,875	INTEREST RECEIVABLE ON FDRs:	1,15,74,961.00	
	Less: Repaid during the year	40,00,000.00	41,33,91,592.75		FEE RECEIVABLE: (As per schedule)	20,58,10,325.00	
76,43,869	IN CURRENT ACCOUNT WITH SPECIAL FEE ACCOUNT: As per last year's Statement of Affairs	76,43,869.02		21,04,442	ADVANCES RECOVERABLE: (As per schedule)	1,21,48,754.17	
	<u>Add: Received during the year</u>	<u>29,11,020.00</u> 1,05,54,889.02		21,69,225	DEPOSITS RECOVERABLE: (As per schedule)	21,69,725.00	1,03,70,39,468.63
	Less: Repaid during the year	90,46,030.52					
	<u>Add: Excess of Expenditure over Income in Special Funds A/c.</u>	<u>51,22,844.59</u>	66,31,703.09				
3,28,79,933	Poor & Merit Scholarship Fund	3,28,79,933.20					
	<u>Add: Received during the year</u>	<u>1,20,73,636.00</u> 4,49,53,569.20					
	Less: Repaid during the year	42,62,707.00	4,06,90,862.20				
1,40,47,74,267	Balance C/F	1,62,81,76,621.34		1,53,59,06,587	Balance C/F		1,83,69,40,078.99



: 2:

1,40,47,74,267

Balance B/F

1,53,59,06,587

1,62,81,76,821.34

Balance B/F

1,83,69,40,078.99

4,52,80,099
 Gratuity Fund
 Add: Received during the year
 1,38,83,796.00
 5,91,63,895.00
 Less: Repaid during the year
 28,39,538.00

CURRENT LIABILITIES:

13,81,847 Sundry Creditors
 2,14,39,258 Salaries Payable
 22,43,968 Deposits received for distribution of Awards
 4,01,900 Poor & Merit Students Scholarship Fund payable
 3,03,82,302.30 Interest on Endowment Deposits payable to Meritorious students

DEPOSITS REFUNDABLE:

36,63,856 Bus Deposits
 1,80,90,000 Buses Security Deposit

SCHOLARSHIPS A/C:

3,73,89,476 As per last year's Statement of Affairs
 Add: Received during the year
 20,45,96,034.00
 24,19,85,510.00
 Less: Disbursed during the year
 14,43,53,200.00

Amounts Payable to

11,19,070 AICTE/UGC/Utty/SDC/SAE India etc.
 As per last year's Statement of Affairs
 Received during the year
 41,75,514.00
 52,94,584.00
 Less: Expenditure during the year
 26,23,951.65

1,53,59,06,587

1,53,59,06,587

1,83,69,40,078.99

1,83,69,40,078.99

Examined and found correct

K. Srinivasu
 (Dr.K.SRINIVASU)
 PRINCIPAL
 SECRETARY & CORRESPONDENT

R. GOPALA KRISHNA
 (R.GOPALA KRISHNA)
 TREASURER

Dr.K. KRISHNA PRASAD
 (Dr.K. KRISHNA PRASAD)
 PRESIDENT

K. Srinivasu
 (Dr.R.SRINIVAS)
 PRESIDENT


For CHEVUTURI ASSOCIATES
 Chartered Accountants
 Firm Regn No: 036532S
B. Raghunadharam
 (RAGHUNADHA RAO BALINENI)
 Partner
 ICAI memb no: 28105



PLACE: GUNTUR
 DATE: 20-09-2018

GENERAL FUNDS
DETAILS OF FIXED ASSETS AS ON 31-03-2018

Sl. No.	Name of the Asset	Rate of Depreciation (%)	GROSS BLOCK					DEPRECIATION BLOCK					NET BLOCK		
			Amount Spent up to 31.03.2017	Additions during the year (above 180 days)	Additions during the year (below 180 days)	Deductions/ Written off during the year	Total amount spent up to 31.03.2018	Depreciation up to 31.03.2017	Depreciation for the year	Depreciation on deductions	Total depreciation up to 31.03.2018	As on 31.03.2018	As on 31.03.2017		
			Rs.	Ps.	Rs.	Ps.	Rs.	Ps.	Rs.	Ps.	Rs.	Ps.	Rs.	Ps.	
1	Land at Chowdavaram	-	66,57,006.50	0.00	0.00	0.00	66,57,006.50	0.00	0.00	0.00	66,57,006.50	0.00	66,57,006.50	0.00	66,57,006.50
2	Land at SVN Colony	-	70,21,050.00	0.00	0.00	0.00	70,21,050.00	0.00	0.00	0.00	70,21,050.00	0.00	70,21,050.00	0.00	70,21,050.00
3	Buildings	10%	20,59,21,571.82	0.00	79,93,184.00	0.00	21,39,14,755.82	10,19,92,205.82	1,07,92,596.00	0.00	11,27,84,801.82	0.00	10,11,29,954.00	10,39,29,366.00	10,39,29,366.00
4	Roads	10%	72,51,515.17	0.00	34,25,232.00	0.00	1,06,76,747.17	32,59,086.17	5,70,504.00	0.00	38,29,590.17	0.00	68,47,147.00	39,92,419.00	39,92,419.00
5	Bore Well	15%	10,03,379.50	0.00	0.00	0.00	10,03,379.50	5,77,666.50	63,857.00	0.00	6,41,523.50	0.00	3,61,856.00	4,25,713.00	4,25,713.00
6	Compound Fencing	10%	2,91,096.90	0.00	0.00	0.00	2,91,096.90	2,09,132.90	8,196.00	0.00	2,17,328.90	0.00	73,768.00	81,964.00	81,964.00
7	Compound Wall	10%	1,48,53,175.76	0.00	0.00	0.00	1,48,53,175.76	51,40,406.76	9,71,277.00	0.00	61,11,683.76	0.00	87,41,492.00	97,12,769.00	97,12,769.00
8	Construction Equipment	15%	24,855.00	0.00	0.00	0.00	24,855.00	24,210.00	97.00	0.00	24,307.00	0.00	548.00	645.00	645.00
9	Electrical Installations	15%	1,04,63,935.64	2,64,774.03	11,13,602.00	0.00	1,18,42,311.67	79,16,586.64	5,05,338.03	0.00	84,21,924.67	0.00	34,20,387.00	25,47,349.00	25,47,349.00
10	Canteen Equipment	15%	22,93,781.93	4,700.00	1,09,288.00	978.65	24,06,791.28	13,84,362.93	1,45,277.00	728.65	15,28,911.28	0.00	8,77,880.00	9,09,419.00	9,09,419.00
11	Tools & Implements	40%	23,843.92	0.00	0.00	0.00	23,843.92	23,843.92	0.00	0.00	23,843.92	0.00	0.00	0.00	0.00
12	Office Equipment	15%	58,70,714.36	9,40,750.00	36,54,201.00	6,74,925.00	97,90,740.36	30,20,121.36	8,09,423.00	0.00	33,76,908.36	0.00	64,13,832.00	28,50,593.00	28,50,593.00
13	Car (AP7BH2448)	15%	7,59,400.00	0.00	0.00	0.00	7,59,400.00	5,09,687.00	37,457.00	0.00	5,47,144.00	0.00	2,12,256.00	2,49,713.00	2,49,713.00
14	Mini Bus (AP7TC3555)	15%	15,72,855.00	0.00	0.00	0.00	15,72,855.00	10,50,068.00	78,418.00	0.00	11,28,486.00	0.00	4,44,369.00	5,22,787.00	5,22,787.00
15	Auto (AP 7TE5445)	15%	4,07,034.00	0.00	0.00	0.00	4,07,034.00	1,57,084.00	37,496.00	0.00	1,94,560.00	0.00	2,12,474.00	2,49,970.00	2,49,970.00
16	Auto (AP7DS 6669)	15%	0.00	0.00	8,68,648.00	0.00	8,68,648.00	0.00	65,149.00	0.00	65,149.00	0.00	8,03,499.00	0.00	8,03,499.00
17	Water-tanker (AP7TH 6858)	15%	0.00	0.00	18,59,200.00	0.00	18,59,200.00	0.00	1,39,440.00	0.00	1,39,440.00	0.00	17,19,760.00	0.00	17,19,760.00
18	Furniture	10%	3,78,14,154.66	0.00	34,90,558.00	0.00	4,13,04,712.66	2,51,404,417.66	14,41,902.00	0.00	2,65,82,319.66	0.00	1,47,22,393.00	1,26,73,737.00	1,26,73,737.00
19	Generator Equipment	15%	58,99,910.00	0.00	0.00	0.00	58,99,910.00	42,44,906.00	2,18,251.00	0.00	44,63,157.00	0.00	12,36,753.00	14,55,004.00	14,55,004.00
20	Telephones	15%	10,36,481.62	21,750.00	0.00	0.00	10,58,231.62	6,20,350.62	65,682.00	0.00	6,86,032.62	0.00	3,72,199.00	4,16,131.00	4,16,131.00
21	Lab Equipments (as per statement enclosed)	-	16,49,67,788.11	8,78,706.00	1,69,14,831.00	56,64,777.33	17,70,96,547.78	12,22,92,501.11	1,05,40,188.00	0.00	12,77,65,700.78	0.00	4,93,30,847.00	4,26,75,287.00	4,26,75,287.00
22	Other Equipment	15%	10,30,000.00	0.00	0.00	0.00	10,30,000.00	5,45,932.00	72,610.00	0.00	6,18,542.00	0.00	4,11,458.00	4,84,068.00	4,84,068.00
23	Dispensary Equipment	15%	16,586.00	0.00	0.00	0.00	16,586.00	9,176.00	1,112.00	0.00	10,288.00	0.00	6,298.00	7,410.00	7,410.00
24	Audio Visual Lab Equipment	15%	88,09,610.72	1,34,300.00	2,85,540.00	2,24,513.47	90,04,937.25	33,08,943.72	8,58,224.00	0.00	1,68,268.47	0.00	50,06,038.00	55,00,667.00	55,00,667.00
25	Fire Extinguishers	15%	5,27,483.08	0.00	0.00	0.00	5,27,483.08	3,26,583.08	30,135.00	0.00	3,56,718.08	0.00	1,70,765.00	2,00,900.00	2,00,900.00
26	Plantation Equipment	15%	8,27,845.50	1,08,800.00	0.00	0.00	9,36,645.50	2,58,403.50	1,01,736.00	0.00	3,60,139.50	0.00	5,76,506.00	5,69,442.00	5,69,442.00
27	Hostel Equipment	15%	1,87,857.86	0.00	0.00	0.00	1,87,857.86	1,74,073.86	2,088.00	0.00	1,76,141.86	0.00	11,716.00	13,784.00	13,784.00
28	Sri GRR Statue	-	55,264.70	0.00	0.00	0.00	55,264.70	0.00	0.00	0.00	0.00	0.00	55,264.70	55,264.70	55,264.70
29	Lift	15%	0.00	0.00	54,25,000.00	0.00	54,25,000.00	0.00	4,06,875.00	0.00	4,06,875.00	0.00	50,18,125.00	0.00	50,18,125.00
30	Buses	15%	1,80,90,000.00	0.00	0.00	0.00	1,80,90,000.00	74,14,634.00	16,01,305.00	0.00	90,15,939.00	0.00	90,74,061.00	1,06,75,366.00	1,06,75,366.00
31	NSS Equipment	15%	4,996.00	0.00	0.00	0.00	4,996.00	4,421.00	86.00	0.00	4,507.00	0.00	489.00	575.00	575.00
32	A.C. Units	15%	83,47,249.00	0.00	12,44,200.00	0.00	95,91,449.00	32,51,171.00	8,57,727.00	0.00	41,08,898.00	0.00	54,82,551.00	50,96,078.00	50,96,078.00
33	Energy Park Equipment	15%	1,31,455.00	0.00	0.00	0.00	1,31,455.00	1,16,165.00	2,294.00	0.00	1,18,459.00	0.00	12,996.00	15,290.00	15,290.00
34	Water Plant Equipment	15%	6,59,193.00	0.00	0.00	0.00	6,59,193.00	4,31,557.00	34,145.00	0.00	4,65,702.00	0.00	1,93,491.00	2,27,636.00	2,27,636.00
35	Musical Instruments Equipment	15%	1,55,753.00	0.00	0.00	0.00	1,55,753.00	58,671.00	14,562.00	0.00	73,233.00	0.00	82,520.00	97,082.00	97,082.00
36	Women's Hostel Assets (as per statement enclosed)	-	3,30,45,743.71	0.00	30,767.00	0.00	3,30,76,510.71	1,92,74,564.71	14,23,337.00	0.00	2,06,97,901.71	0.00	1,23,78,609.00	1,37,71,179.00	1,37,71,179.00
37	Women's Hostel-II Assets (as per statement enclosed)	-	3,41,27,487.00	0.00	2,20,714.00	0.00	3,43,48,201.00	83,36,340.00	28,17,898.00	0.00	1,11,54,238.00	0.00	2,31,93,963.00	2,57,91,147.00	2,57,91,147.00
38	Men's Hostel Assets (as per statement enclosed)	-	17,69,28,420.32	3,62,189.00	2,36,376.00	0.00	17,75,26,985.32	4,65,85,965.32	1,36,10,033.00	0.00	6,01,95,998.32	0.00	11,73,30,987.00	13,03,42,465.00	13,03,42,465.00
			75,68,78,494.78	27,15,969.03	4,68,71,341.00	65,65,194.45	79,99,00,610.36	36,76,59,228.58	4,83,24,695.03	56,88,621.45	41,02,95,302.16	38,96,05,308.20	38,96,05,308.20	38,96,05,308.20	38,96,05,308.20


Secretary & Correspondent,
R.V.R. & J.C. College of Engineering,
Chandramouliapuram,
CHOWDAVARAM-522 019.

INCOME & EXPENDITURE ACCOUNT RELATING TO SPECIAL FUNDS FOR THE YEAR ENDED 31st MARCH 2018

PREVIOUS YEAR Rs.	EXPENDITURE	TOTAL Rs. Ps.	PREVIOUS YEAR Rs.	INCOME	TOTAL Rs. Ps.
1,16,564	To ECE Lab Maintenance	2,58,755.00	11,80,500	By Fee Collected	11,67,500.00
3,70,125	" Mechanical Lab Maintenance	3,84,064.93			
1,16,885	" Civil Lab Maintenance	1,76,086.08			
1,38,690	" Computer Lab Maintenance	26,723.00			
1,48,430	" EEE Lab Maintenance	2,27,921.76			
1,03,154	" Chemical Engg. Lab Maintenance	1,04,629.82			
84,105	" IT Lab Maintenance	7,848.00	52,25,509	" Excess of Expenditure over Income (Transfer to General Fee Account)	51,22,844.59
1,23,069	" Chemistry Lab Maintenance	99,441.75			
7,175	" Physics Lab Maintenance	12,88,141.34			
19,058	" Audio-Visual Lab Maintenance	47,055.00			
7,13,358	" Generator Maintenance	4,63,131.00			
18,203	" Library Maintenance	34,440.00			
2,78,302	" Games & Sports Expenses	3,66,790.00			
50,558	" Newspapers & Magazines	1,66,861.00			
25,03,548	" Journals	25,57,036.00			
1,289	" Bank Charges	467.00			
1	" Loss on Equipment written-off	2,245.00			
1,250	" Fee written-off	500.00			
16,12,245	" Depreciation for the year	13,63,678.25			
64,06,009		62,90,344.59	64,06,009		62,90,344.59

Examined and found correct

For CHEVUTURI ASSOCIATES
 Chartered Accountants
 Firm Regn No: 6006325

B. Raghunnda Rao
 (RAGHUNANDA RAO DALINENDI)
 Partner
 ICAI memb no: 28105



(Signature)
 (Dr. R. SRINIVAS)
 PRESIDENT

(Signature)
 (Dr. K. KRISHNA PRASAD)
 TREASURER

(Signature)
 (R. GOPALA KRISHNA)
 SECRETARY & CORRESPONDENT

(Signature)
 (Dr. K. SRINIVASU)
 PRINCIPAL

PLACE: GUNTUR
 DATE : 20-09-2018

STATEMENT OF AFFAIRS RELATING TO SPECIAL FUNDS AS AT 31-03-2018

AS AT 31.03.2017 Rs.	LIABILITIES	DETAILS Rs. Ps.	TOTAL Rs. Ps.	AS AT 31.03.2017 Rs.	ASSETS	DETAILS Rs. Ps.	TOTAL Rs. Ps.
2,02,62,800	RESERVES: Depreciation Reserve Add: Additions during the year Less: Depreciation on deductions	2,02,62,799.89 13,63,678.25 <u>2,16,26,478.14</u> 17,639.00	2,16,08,839.14	2,22,38,089	FIXED ASSETS: (As per the statement enclosed) CURRENT ASSETS, LOANS & ADVANCES: CASH & BANK BALANCES: Cash on Hand Cash at Andhra Bank Closing Stock of Chemicals & Materials Stock of Sports Materials Stock of Chemistry Lab Chemicals Stock of Chem. Engg. Lab Chemicals	34,487.75 <u>9,63,125.82</u> 3,51,127.00 54,953.12 2,00,135.22 3,87,500.00	2,50,90,513.14
1,05,70,706	CAUTION DEPOSITS REFUNDABLE: As per last year's Statement of Affairs Add: Received during the year	1,05,70,706.00 <u>15,34,000.00</u>	1,21,04,706.00	2,39,000	SPECIAL FEE RECEIVABLE		
				76,43,869	IN CURRENT ACCOUNT WITH GENERAL FUNDS ACCOUNT: As per last year's Statement of Affairs Less: Received during the year Add: Repaid during the year Add: Excess of Expenditure over Income for the year	76,43,869.02 90,46,030.52 <u>-14,02,161.50</u> 29,11,020.00 15,08,858.50 <u>51,22,844.59</u>	86,23,032.00
3,08,33,506			3,37,13,545.14	3,08,33,506		66,31,703.09	3,37,13,545.14

Examined and found correct

K. Srinivas
 (Dr.K.SRINIVASU)
 PRINCIPAL

K. Krishna Prasad
 (Dr.K.KRISHNA PRASAD)
 TREASURER

R. Srinivas
 (Dr.R.SRINIVAS)
 PRESIDENT

For CHEVUTURI ASSOCIATES
 Chartered Accountants
 Firm Regn No:00000328

B. Raghunatha Rao
 (RAGHUNATHA RAO BALINENI)
 Partner
 ICAI memb no:28105


PLACE: GUNTUR
 DATE : 20-09-2018



SPECIAL FUNDS

DETAILS OF FIXED ASSETS AS ON 31.03.2018

Sl. No.	Name of the Asset	Rate of Depreciation	GROSS BLOCK			DEPRECIATION BLOCK			NET BLOCK								
			Amount Spent up to 31.03.2017	Additions during the year (above 180 days)	Additions during the year (below 180 days)	Deductions/ Written off during the year	Total amount spent up to 31.03.2018	Depreciation up to 31.03.2017	Depreciation for the year	Depreciation on deductions	Total depreciation up to 31.03.2018	As on 31.03.2018	As on 31.03.2017				
			Rs.	Ps.	Rs.	Ps.	Rs.	Ps.	Rs.	Ps.	Rs.	Ps.	Rs.	Ps.			
1	Library Books	40%	2,02,25,888.86		0.00		26,10,436.25		0.00	2,28,36,325.11	1,88,82,144.86		10,59,584.25		1,99,41,729.11	28,94,596.00	13,43,744.00
2	Tools & Implements	15%	44,955.11		0.00		0.00		0.00	44,955.11	44,954.11		0.00		44,954.11	1.00	1.00
3	Sports Equipment	40%	19,67,244.92		0.00		2,61,872.00		19,884.00	22,09,232.92	13,35,700.92		3,04,094.00		16,22,155.92	5,87,077.00	6,31,544.00
			2,22,38,088.89		0.00		28,72,308.25		19,884.00	2,50,90,513.14	2,02,62,799.89		13,63,678.25		2,16,08,839.14	34,81,674.00	19,75,289.00


Secretary & Correspondent
R.V.R. & J.C. College of Engineering
Chandramoulipuram,
CHOWDAVARAM-522 019.